

VS
SASSOON

FORMEN



METRO STRAIGHTENER

Model VSCS56MPA

IMPORTANT SAFETY INSTRUCTIONS

When using electrical appliances, especially when children are present, basic safety instructions should always be followed, including the following:

Polythene bags over product or package may be dangerous. To avoid danger of suffocation, keep this wrapper away from babies and children. This bag is not a toy.

DANGER: When the unit is used in a bathroom, unplug it after use since the proximity of water presents a hazard even when the unit is switched off.



WARNING: Do not use this appliance in or near bathtubs, showers, basins or other vessels containing water.

- Do not immerse in water or other liquids.
- Do not reach for an appliance that has fallen into water. Unplug immediately.
- Take care to avoid contact between the hot surfaces of the unit and the skin, paying particular attention to the face, neck and hands.
- This appliance is not intended for use by persons (including children) with reduced physical, sensory or mental capabilities, or lack of experience and knowledge, unless they have been given supervision or instruction concerning use of the appliance by a person responsible for their safety.
- Children should be supervised to ensure that they do not play with the appliance.

IMPORTANT: Always unplug the appliance when not in use or before cleaning. Do not leave unattended when plugged in or switched on. Do not place on any heat sensitive surface and always allow to cool before storing away.

- Do not use any attachments other than those supplied by Conair Australia Pty Ltd.

- Use this appliance only for its intended use as described in this instruction booklet.
- This appliance is not intended for commercial use.
- Never drop or insert any object into an opening.
- Do not use an extension cord with this appliance.
- Ensure appliance is switched off before plugging into the power outlet.
- Do not place appliance on any surface while it is operating.
- Do not use outdoors or operate where aerosol (spray) products are being used or where oxygen is being administered.
- Keep the cord away from heated surfaces.
- Do not use this appliance if the supply cord is damaged. In the event of damage, discontinue use immediately and contact your dealer for instructions on returning it for examination or exchange.
- After use do not wrap the cord around the appliance, as in time this may cause the cord to fracture. Coil cord loosely by the side of the appliance in storage.
- Always ensure that the voltage to be used corresponds to the voltage marked on the unit.
- For additional protection, the installation of a residual current device (RCD) with a rated operating current not exceeding 30mA is advisable in the electrical circuit supplying the bathroom. Ask your installer for advice.

METRO STRAIGHTENER

Thank you for purchasing the VS For Men Metro Straightener. Specially designed for short hair styling, this straightener features ultra slim compact plates, allowing you to create straight and defined styles and sweeping fringes with ease. This straightener is as powerful as a regular straightener with 210°C high heat, but in a mini size – only 15cm long. It features an automatic temperature control, to keep the heat at a constant high temperature while styling and dual voltage capability with automatic converter, so you can take it with you all over the world.

FEATURES

1. Ceramic titanium coated plates
2. 210°C high heat
3. 30 second instant heat-up*
4. Automatic temperature control
5. Dual voltage for worldwide use
6. Red LED 'on' indicator light
7. On/off switch
8. Thumb/finger rest for easy styling

ACCESSORIES

9. Heat resistant storage pouch



INSTRUCTIONS FOR USE

- Please remove any stickers or labels from the product before use.
 - A plastic cover has been placed over the plug to protect it from damage. Remove the plastic cover before inserting into a suitable power outlet.
1. Wash and condition your hair as usual. Ensure that hair is dry, combed through and tangle-free.
 2. Plug the appliance into a suitable power outlet and slide the on/off switch to the 'I' on position. At this time the red LED indicator light will turn on.
 3. Apply a small amount of heat protecting, thermal iron spray or smooth styling product to the hair.
 4. Take a comb and section your hair into small sections (maximum of 2cm to 3cm, depending on the length and width of the hair you are straightening).
 5. Take one section at a time and place the section of hair between the straightening plates, close to the roots.
 6. Hold the hair firmly at the end of the hair section and slowly and evenly slide the straightener down the length of the hair, from root to tip.
 7. Repeat as required.
 8. To turn the appliance off, slide the on/off switch to the 'O' off position. When switching the product off, the red LED indicator light will turn off. Unplug the appliance from the power outlet and allow to cool before storing away.






IMPORTANT: This is a high heat appliance at 210°C. If your hair has been heavily bleached or is chemically treated or you are concerned with the condition of your hair, please consult a hairdresser before using this appliance.

WHAT IS CERAMIC TITANIUM TECHNOLOGY?

Ceramic titanium technology exhibits excellent high temperature stability, resulting in superior straightening. Titanium is a high-strength, lightweight transition metal that provides lustrous and non-magnetic qualities – it helps to tame and reduce frizz and flyaways by preventing heat damage and spreading heat evenly and consistently. Hair damage is minimised as heat is distributed evenly from the styling appliance avoiding harmful hot spots.

DUAL VOLTAGE

This appliance has a dual voltage feature for worldwide use. The voltage automatically converts for ease of use from 120/240v. This appliance has an automatic internal converter which will automatically convert the voltage without the need of a switch. A suitable plug adaptor will be required, please refer to the chart below.

Plug adaptor required	Voltage and plug adaptors	Country	Voltage setting
	British plug: 240V	Ireland, Great Britain, Singapore, South America, Hong Kong (parts only), Africa (parts only)	240V
	European plug: 240V	Asia, Europe, Middle East Noumea, Scandinavia, South America, Hong Kong (parts only)	240V
	Australian and New Zealand plug: 240V	Australia, New Zealand	240V
 	American plugs: 120V	North America, Japan, Canada (parts of)	120V

CLEANING AND MAINTENANCE

Your straightener is designed for household use and is virtually maintenance free. No lubrication is needed. This product represents the highest standards of workmanship and engineering research. If cleaning becomes necessary, disconnect the appliance from the power outlet. Allow the straightener to cool and wipe exterior with a cloth. If any abnormal condition occurs, unplug the straightener, allow to cool and return to your place of purchase.

LIMITED TWO YEAR WARRANTY

Conair Australia Pty Ltd. will repair or replace (at our option) your appliance free of charge for twenty-four months from the date of purchase if the appliance is defective in workmanship or materials. This warranty is an additional benefit and does not affect your legal rights. To obtain service under this warranty, please fill in and return the Warranty Registration as instructed.

*Unit will not reach stabilised temperature within 30 seconds.

Vidal Sassoon and related logos are trademarks of
The Procter & Gamble Company used under licence by Conair

CONAIR®

©2009 Conair Corporation USA

Conair Australia Pty Ltd, Suites 20 & 21,
7 Narabang Way, Belrose NSW 2085.

Australia Customer Service Hotline (Australia): 1800 650 263

Customer Service e-mail: aus_info@conair.com

Conair New Zealand Limited, PO BOX 251159, Pakuranga, Auckland
1706 New Zealand

Customer Service Hotline (New Zealand): 0800 266 247